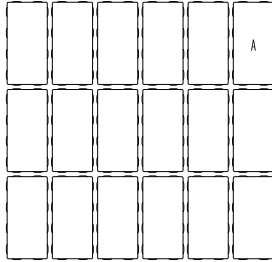




BLU 60 mm (6"×13")

DESCRIPTION: Slab **TEXTURE:** Smooth and HD² Smooth

PALLET OVERVIEW



Specifications per pallet		Imperial	Metric
Cubing		116.05 ft²	10.78 m ²
Approx. Weight Smooth		3 138 lbs	1 423 kg
Approx. Weight HD ² Smooth		3 147 lbs	1 427 kg
Number of rows		11	
Coverage per row		10.55 ft ²	0.98 m ²
Linear coverage per row	Depth	19.5 lin. ft	5.94 lin. m
	Length	9.75 lin. ft	2.97 lin. m



Unit dimensions	in	mm	Units/pallet
Height	2 3/8	60	198 units
Width	13	330	
Length	6 1/2	165	

NOTES

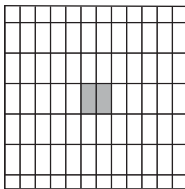
See page 26 to 28 for more technical information. When used in a permeable pavement application, see page 93 to 100 for more technical information.

See page 20 for more information about applications.


JOINT WIDTH: 9/32" (7 mm)
% OF SURFACE OPENING: 4.8%
INFILTRATION RATE: 570 in./hr
 (14 475 mm/hr)

*For this application, it is recommended that this product be installed on a concrete base as designed by a local Engineer.

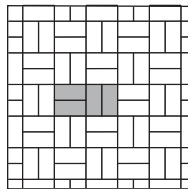
08 | Linear pattern




09 | Linear pattern



10 | Parquet pattern




11 | Herringbone pattern



Patterns are for design inspiration only. The installer is responsible to calculate & purchase the correct amount of material.


Chocolate Brown

Smooth




Chestnut Brown

HD² Smooth
Smooth




Champlain Grey

HD² Smooth
Smooth




Beige Cream

HD² Smooth
Smooth




Greyed Nickel

HD² Smooth
Smooth




Shale Grey

HD² Smooth
Smooth



Onyx Black

HD² Smooth
Smooth



Caffè Crema

HD² Smooth

